

8

7

6

5

4

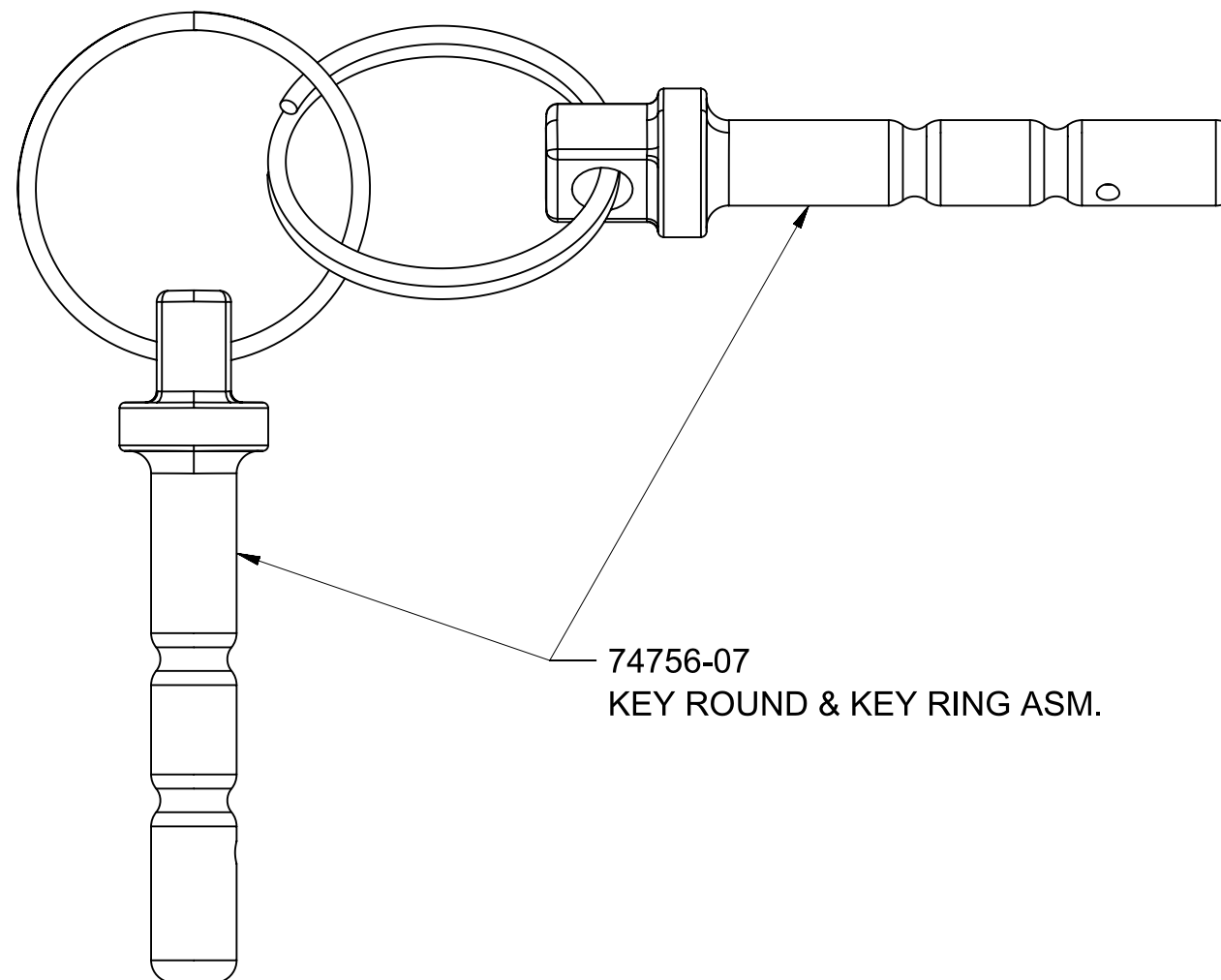
3

2

1

### REVISIONS


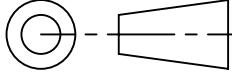
REV.	DESCRIPTION	DATE	INIT
0	INITIAL RELEASE, ECN000285	07/10/2023	RPK
1	74756-07 ADDED, 79726 MAGNET, 74756 KEY, 79988 RING REMOVED, PRINT CHANGE, ECN000321	02/06/2023	RPK



74756-07  
KEY ROUND & KEY RING ASM.

#### NOTES

- MUST BE IN COMPLIANCE WITH DIRECTIVE 2011/65/EU OF THE EUROPEAN PARLIAMENT AND THE COUNCIL OF 8 JUNE 2011 ON THE RESTRICTION OF THE USE OF CERTAIN HAZARDOUS SUBSTANCES IN ELECTRICAL AND ELECTRONIC EQUIPMENT (ROHS DIRECTIVE)
- INTERPRET THIS DRAWING IN ACCORDANCE WITH ASME Y14.5-2009

PROPRIETARY & CONFIDENTIAL THE INFORMATION CONTAINED IN THIS DRAWING IS THE SOLE PROPERTY OF DELTA SYSTEMS. ANY REPRODUCTION IN PART OR AS A WHOLE WITHOUT THE WRITTEN PERMISSION OF DELTA SYSTEMS IS PROHIBITED.	UNLESS OTHERWISE SPECIFIED DIMENSIONS ARE IN INCHES TOLERANCES ARE: .X± .1 .XX± .02 .XXX± .005 X°± 1°	DRAWN rkawolics	DATE 25-May-2023	 <b>DELTA SYSTEMS</b> 1734 FROST ROAD STREETSBORO, OHIO 44241 330-626-2811 WWW.DELTASYSTEMSINC.COM							
		CHECKED pcolonna	DATE 10-Jul-2023								
APPROVED ikirbawy	DATE 12-Jul-2023	PROJECTED VIEWS ARE 3RD ANGLE 									
DELTA SYSTEMS INC. DOES NOT ASSUME ANY LIABILITY ARISING OUT OF THE MISAPPLICATION OF ANY PRODUCT	COMPUTER GENERATED DRAWING - NO MANUAL CHANGES ALLOWED	FINISH -	DO NOT SCALE DRAWING	STATUS DS4_Design	TITLE ASM - 2 KEY FOBS & 2 KEY RINGS - KUBOTA	SIZE B	DWG. NO. 74756-06	SCALE NTS	SHEET 1 OF 1	PROJECT NO. 283	REVISION 1

8

7

6

5

4

3

2

1