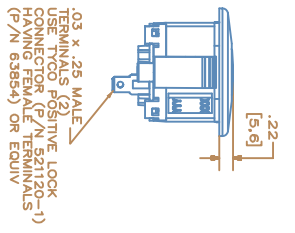
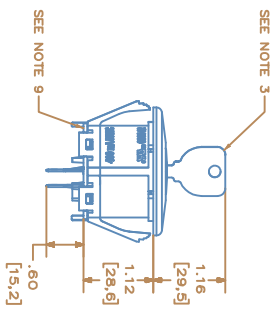
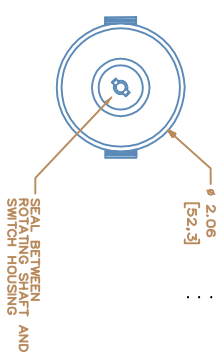
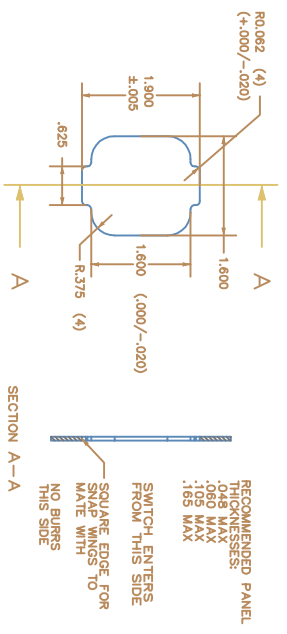


POSITION	ROTATION	FUNCTION	CONTACT
1	OFF	OFF	OPEN
2	90°	ON	M+6



- NOTES:
- 1-DIMENSIONS IN BRACKETS [] ARE IN MILLIMETERS.
 - 2-DIMENSIONS TO LEADING EDGE.
 - 3-PLASTIC PARTS ARE POLYPROPYLENE (BLACK). TERMINALS ARE BRONZE. THE KEY IS STAMPED STEEL PANEL. STAMPED BRONZE FOR NET IS 20 IN LBS. TEST.
 - 4-SWITCH STYLE STAMPED ON HOUSING.
 - 5-DATE CODE INDICATING YEAR, MONTH, AND DAY OF MONTH.
 - 6-SWITCH ELECTRICAL PERFORMANCE TESTED AFTER ASSEMBLY.
 - 7-ELECTRICAL RATING, CONTINUOUS: 20A @ 12-14 VDC.
 - 8-ELECTRICAL LIFE: 5K CYCLES @ 10 AMPERES, 12-14 VDC.
 10K CYCLES @ 5 AMPERES, 12-14 VDC INDUCTIVE.
 400K CYCLES @ 400MA, 48-50 VDC RESISTIVE.
 - 9-PULL FORCE TO DISLOCATE BACK COVER IS 80 LBS. MINIMUM.
 - 10-SWITCH MUST COMPLY WITH UL 1054.
 - 11-SWITCH IS REACH AND ROHS COMPLIANT.

REVISIONS	DATE	BY	CHKD	APP'D
INITIAL RELEASE - CREDIT	07/28/21	DKK		

DELTA ELECTRONIC CORP.
 10000 DELTA DRIVE
 WILSONVILLE, OR 97148
 TEL: 503-535-1000 FAX: 503-535-1001
 WWW.DELTA-ELECTRONIC.COM

DELTA
 ELECTRONIC CORP.
 IGNITION SWITCH
 6900-22

DATE: 12/02/21
 DRAWN: 12/02/21
 CHECKED: 12/02/21
 APPROVED: 12/02/21

SEE NOTE 2
 C
 N/A