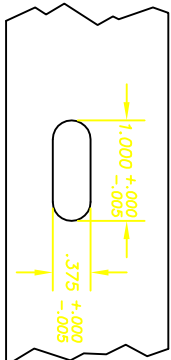
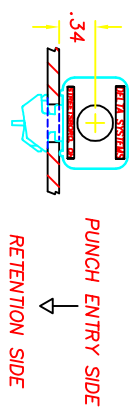


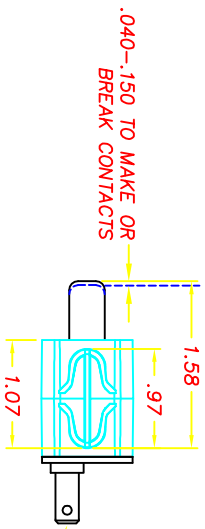
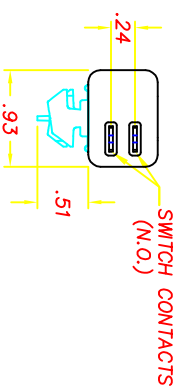
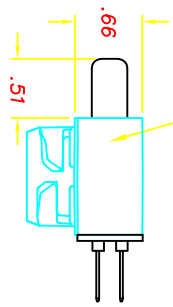
REVISIONS			
~	INITIAL RELEASE, CR1406	10/16/00	JH
A	UPDATE MATERIAL, CR1908	07/21/10	ERB



RECOMMENDED MOUNTING SLOT
 SWITCH WILL ACCEPT .108 & .170 PANEL THICKNESSES INCLUDING PAINT, DECALS, ETC.
 *SQUARE EDGE REQUIRED ON WING RETENTION SIDE OF SLOT



DATE CODE STAMPED ON BODY OF SWITCH



.250 x .032 MALE TERMINALS (2)
 MATE WITH PACKARD 56 SERIES FEMALE: (NOTE 1)

NOTES:

- 1- TERMINALS ARE NICKEL PLATED
- 2- PLASTIC PARTS ARE POLYPROPYLENE.
- 3- DATE CODE INDICATING YEAR, MONTH, AND DAY OF MONTH MANUFACTURED STAMPED ON HOUSING.
- 4- INTEGRITY OF WELD & SWITCH FUNCTIONALITY TESTED AFTER ASSEMBLY.
- 5- THIS PRODUCT COVERED BY ONE OR MORE OF THE FOLLOWING U.S. PATENTS: 5,221,816; 5,424,502; 4,812,604, OTHER PATENTS APPLIED FOR.

▽ DESIGNATES CRITICAL CHARACTERISTIC

DELTA SYSTEMS, INC. DOES NOT ASSUME ANY LIABILITY ARISING OUT OF THE MISAPPLICATION OF ANY PRODUCT

COMPUTER GENERATED DRAWING - NO MANUAL CHANGES ALLOWED

UNLESS OTHERWISE SPECIFIED DIMENSIONS ARE IN INCHES TOLERANCES ARE:	1" ± .02	.500" ± .005	.005" ± .001
DATE	10/16/00	CHECKED	DNR
MATERIAL	AS NOTED	DATE	10/16/00
FINISH	BLACK		



DELTA SYSTEMS INC.
 STREETSBORO, OHIO 44241
 TITLE: N.O. PLUNGER SWITCH S.P.S.T.
 DWR. NO. 6400-82
 PROJECT NO. EX311
 SCALE: FULL
 REV: A